


BEKY-CII series



Barudan
THE MOST ADVANCED EMBROIDERY MACHINE SINCE 1959


Accessories



Wide Cap Frame



Pocket Frames



Frames for Finished Products




Sequin Device



Loop & Cord Device as Looping




Loop & Cord Device as Cording



Laser Pointer



Signal Tower



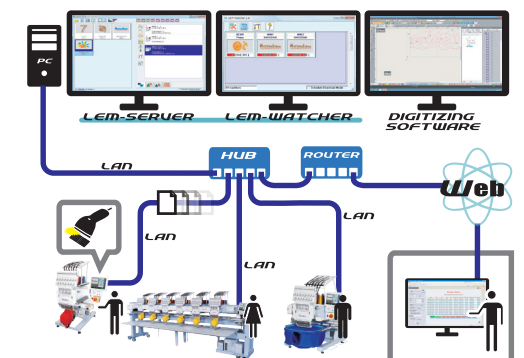
Bobbin Winder (BN-IIIe)

LAN compatible automat for easy networking.

LEM Server System (Option)

Quick and Easy Design Transfer to Machines using a Barcode Scanner.

- Able to connect up to 100 Barudan machines.
- Production Efficiency Reporting is available on the LEM Pro version and is even accessible from anywhere via the web.
- "Report" what head on which machines need maintenance.
- "See" what your machines are producing even from home.
- "Know" which employees and machines are more productive.



BARUDAN CO., LTD.



■ Sales Headquarter
20 Tsukagoshi, Josuiji, Ichinomiya-city, Aichi-pref.,
491-0004 Japan
Phone +81 586-76-1137
Fax +81-586-77-1499
URL <http://www.barudan.co.jp/>
E-mail info@barudan.co.jp

Agent:

High Spec Drop Table Machine with Servo Motor


The perfect machine for any size order.
Compact, Fast & Reliable.



MODEL
BEKY-S1506CII



New tensioner system provides better and easier thread tensioning and improved thread break accuracy.



New trimmer system along with smaller diameter cylinder arm allows for sewing deeper into confined areas.



- Touch screen (10.4 inch, Resolution 800×600)
- Ability to register shortcuts into multiple groups
- Customizeable Display
- Easy icon-based operation
- LAN Connector Standard, 1×COM Port & 2×USB Ports, 1×Remote Controller Connector
- 70 million stitch capacity, 100 memory locations

Machine Specifications / Main Dimensions

MODEL	Embroidery Area (mm)	Needle Distance (mm)	Number of Needles	Stitch Length (mm)	Speed (rpm)		Power Supply (v)	Power Consumption (kw)	Dimensions (mm)		
					(Tubular Frame)	(Cap Frame)			L	W	H
BEKY-S1502CII	450×520/520	520	15	0.1~12.7	200~1100	200~1000	1φ100~240 3φ200~415	0.35	2045	1245	1690
BEKY-S1504CII	450×380/380	380							2385		
BEKY-S1506CII	450×520/520	520							3085		
	450×380/380	380							3145		
BEKY-S1508CII	450×380/380	380	4125								
	450×520/520	520	3905								
					200~1000			0.4	5265		

Note 1 : The embroidery area indicated above allows for maximum pantograph movement. The frame used may restrict the actual embroidery field size.
Note 2 : Machines and Specifications are subject to change at any time without prior notice.

